






In my final collection, I embarked on a journey of self-discovery and creative expression through menswear, guided by a playful approach and fuelled by the realization of being a hoarder. As I prepared to move out, I stumbled upon a treasure trove of fabric scraps and trimmings accumulated over time. Rather than discard them, I saw an opportunity for transformation, both of my materials and of myself. Embracing the ethos of sustainability and resourcefulness, I delved into the world of fabric manipulation and embellishment. Each scrap became a canvas for innovation, a playground for experimentation. Through techniques like pleating, ruching, quilting, and embroidery, I breathed new life into forgotten remnants, infusing them with character and charm. My collection speaks to the duality of human nature—the tendency to accumulate and the capacity for renewal. Just as I confronted my hoarding tendencies, I challenged traditional notions of menswear, injecting whimsy and vibrancy into each garment. From tailored jackets adorned with intricate beadwork to shirts featuring playful patchwork patterns, every piece tells a story of metamorphosis and growth. Beyond aesthetics, my collection embodies a deeper narrative of transformation and self-discovery. It celebrates the beauty of imperfection, the joy of experimentation, and the power of creativity to transcend boundaries. As I present my final collection,









FIRST TOILE

TRYING/SETTING WITH ROPES, BUTTONS, TAPES

GOLDEN TRAIL

FELTED WOOL WITH BUTTONS



FINAL DESIGN

TRING WHAT TO PUT ON THE CORNER

THIS ROPE LOOK NICE AT ALL

WANTED TO SEE HOW WILL LOOK WITH PEARLS

BOARDS I MADE BEFORE ATTACHE TO THE TOILE



TOILING PROCESS




FIRST ATTEMPT



EXPERIMENTAL



INSPIRATION



OVERLOCK FINISH
NOT WORKING
BUTTON FABRIC



POPPY FLOWER

FINAL WHICH LOOKS AMAZING

VINTAGE FROM OLD TOWN BUCHAREST

BOUGHT IN USA

WORKERS ROPE FOUND ON A WORKING SITE

VINTAGE FABRIC FROM MY GRANDMA


VINTAGE FROM SECTIONS VIAVA


VINTAGE FROM SECON HANDS

OLD FABRICS UNKNOWN BED-SHEETS?

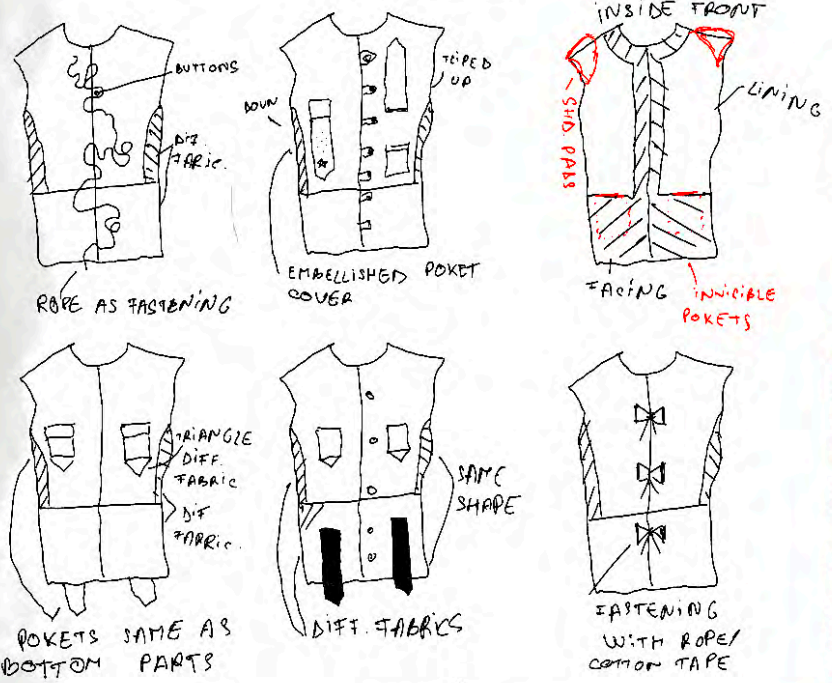
SILK SATIN FROM UNIT RECYCLING

COTTON FOUND ON A RECYCLING PILE AT UNIT





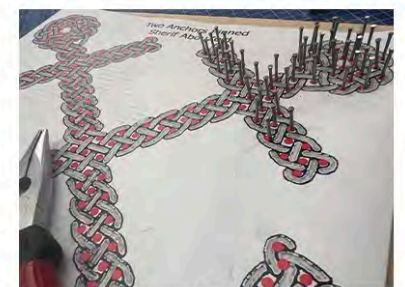

FRONT DESIGNS



PROBLEM → SOLVED




BACK DESIGNS



FROM WOODEN BOARDS TO A ROPE BOARD ≈ 100 NAIL HAMMERED


FINAL PRODUCE AFTER 10 HOURS OF WORK (1st LOOK BACK)



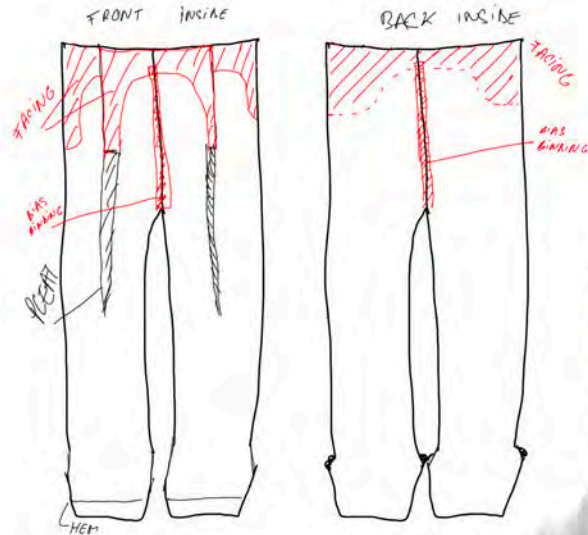
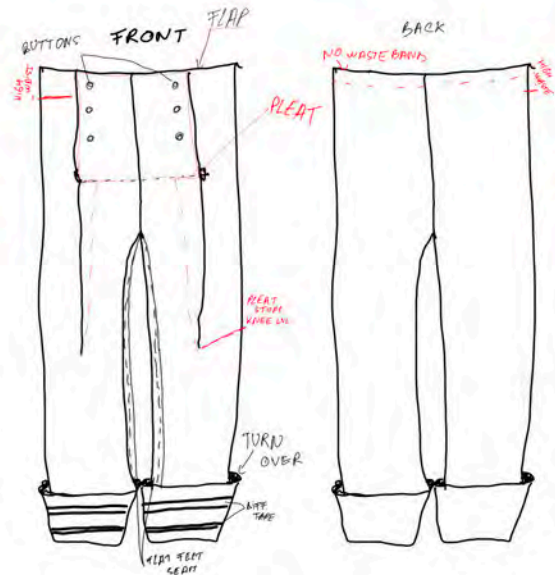
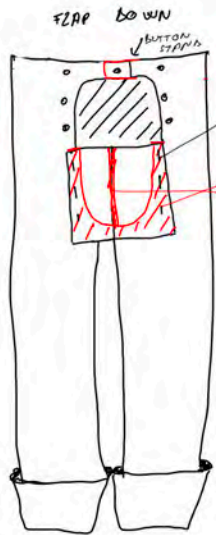
THIS COULD HAVE BEEN LIKE A SAILOR KNOTS BOARD BUT I CHOSE THE ANCHORS



COLLAR




BUTTONS





BACK STITCHING

NEEDED SOMETHING ROUNDED



VISIBLE TRIMMING

CREATED FOR THESE WILL BE MADE TAKE WITH 3/4



SILK ROPE

GOLD BRAIDED ROPE

HAND EMBROIDERED


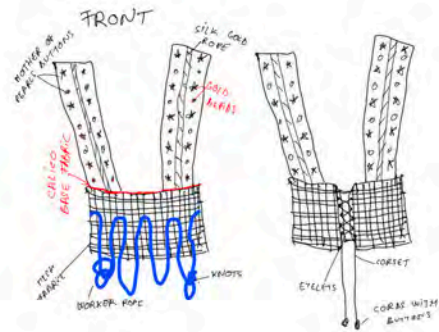
COVER DETAIL

CANVAS

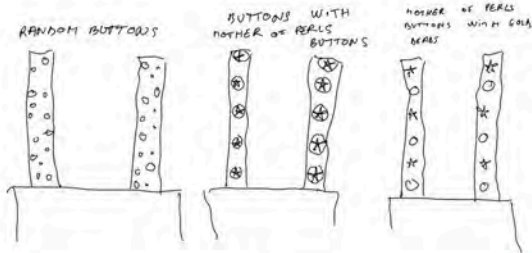
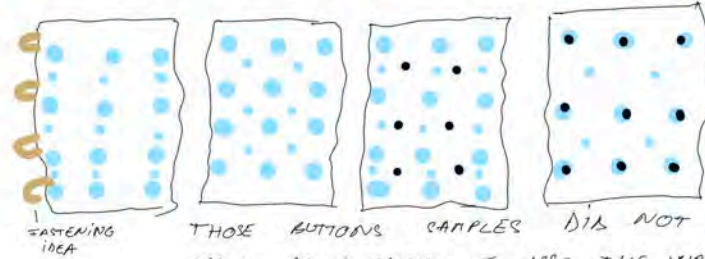
A LOT OF WORK BUT I DID NOT LIKE THE OUTCOME SO I CHANGED IT

THE LILA VELVET WORKS WITH THE SLIT VELVET ON THE COFF







SAMPLES IDEAS



FINAL RESULT BEFORE BAGGING OUT



FABRIC CHOICE
KEEP THE HEM FROM THE
VINTAGE FABRIC





**164 HAND
STITCHED
BUTTONS**



