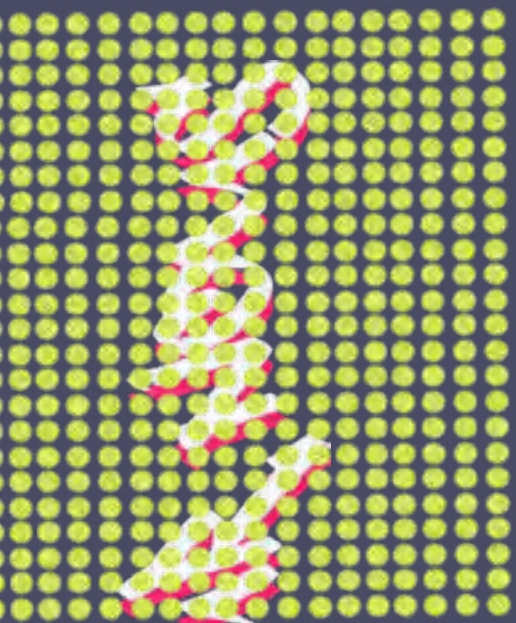


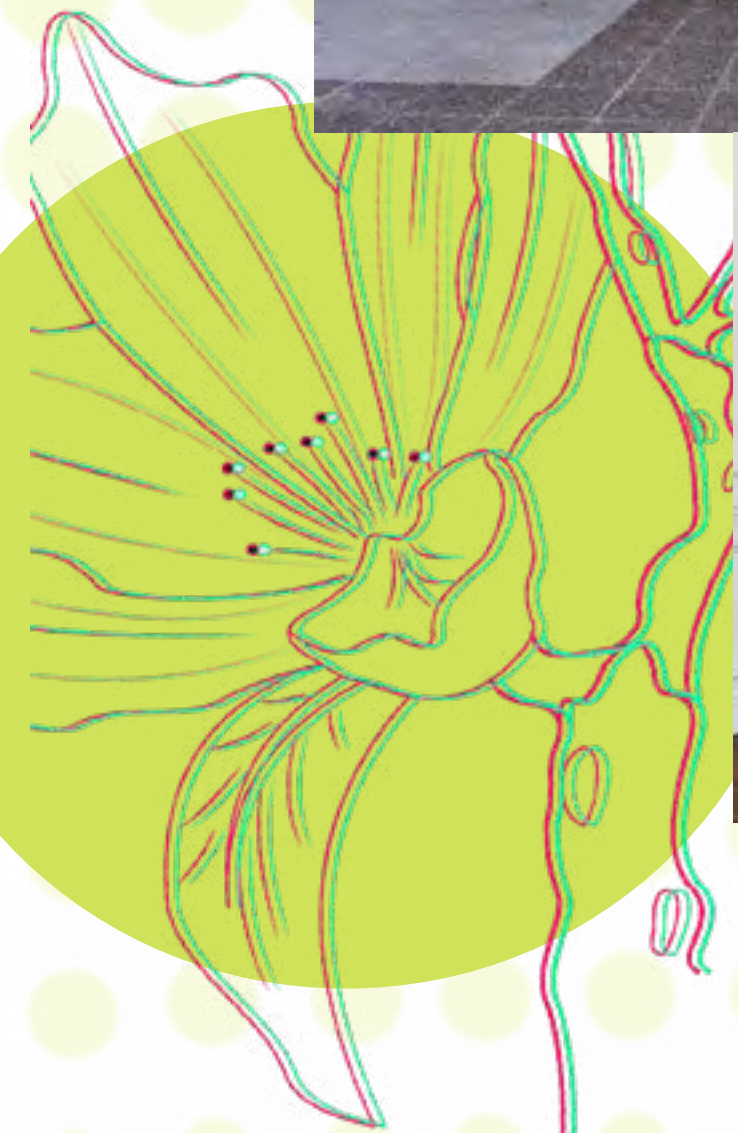




The main idea of this project is all about the two sides of Paris. There is the side that is romanticised and showed to the whole world and then there is the other side, where graffiti is the symbolism of hope and torn posters the symbolism of defiance. Both sides are exactly what makes Paris what it is. You can't have one without the other and both worlds bleed into each other. The majority of civilians in Paris have the lived experience of going from less well-off post code to then traveling into a more prestige postcode for work or education. This collection encompasses and expresses exactly that duality. The difference in the interior metro stations, the change in scenery and the different people that get on and off at specific stations. I wanted this collection to be tailored for the modest wear consumer and to visually address certain connotation that surround modest wear. The colours I've picked have all been big, bright and bold with graffiti digital prints and refined digital embroidery. The big ruffles are an original technique that I had developed inspired by the big Arc de Triomphe round about. The roads leading off the roundabout create semi-circles which I interpreted as fine cuts into fabric and then stitched them consecutively. These were then placed in road like lines that curved around on the fabric. Some were sewn up going down and others were sewn down going up. This created a unique drape that spread across the body and flowed wherever they wanted to flow.



Not a Social Media






Marjane Butt - Arts University Bournemouth - 07576890266 - 2108930@my.aub.ac.uk



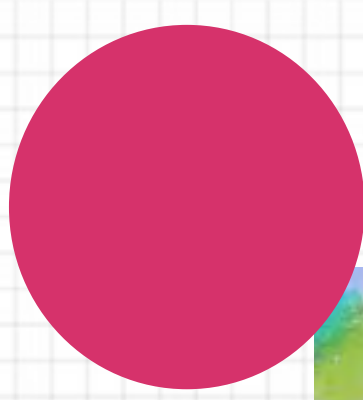


Marjane Butt - Arts University Bournemouth - 07576890266 - 2108930@my.aub.ac.uk



This original textiles manipulation technique was made by using a repeated cut pattern consisting of consecutive semi-circle insertion. These cuts were then placed under the neck cut and sewn down at 0.5cm. This was repeated until a string of semi-circle ruffles came together.





Pantone 5565

Pantone 107

Pantone 2767


Pantone 2708

Pantone 213






Marjane Butt - Arts University Bournemouth - 07576890266 - 2108930@my.aub.ac.uk



Marjane Butt - Arts University Bournemouth - 07576890266 - 2108930@my.aub.ac.uk



Marjane Butt - Arts University Bournemouth - 07576890266 - 2108930@my.aub.ac.uk



