

"A BUMPY ONE"


THIS PROJECT WILL EXPLORE HOW DIFFICULT OR EASY MY EXPERIENCE MOVING TO THE UK HAS BEEN AT A YOUNG AGE. MY JOURNEY STARTS FROM THE EARLY STAGES AS A TODDLER, TO WHEN I WAS A TEENAGER IN GREECE, THROUGH MY STUDYING EXPERIENCE AND WHERE I STAND RIGHT NOW. MY MAIN SOURCE OF RESEARCH HAS BEEN PERSONAL PHOTOS AND TRYING TO UNDERSTAND THE DIFFERENCES AND SIMILARITIES THERE HAVE BEEN THROUGH THESE YEARS IN TERMS OF THE CLOTHES I WAS WEARING AND WHERE I WAS MENTALLY. IT WAS A "BUMPY" JOURNEY AND THIS CAN BE DEPICTED BY EXPERIMENTING WITH DIFFERENT TEXTURES AND FABRICS. USING DRAPING AS ONE OF MY MAIN INSPIRATIONS AND PILLARS FOR MY DESIGN DEVELOPMENT I CAN CREATE BIG VOLUMES AND TIGHT FITS WHILE COMBINING STIFF AND STRETCHY FABRICS. TWO OF MY GOALS ARE TO CREATE CLOTHES THAT PEOPLE CAN FEEL COMFORTABLE IN AND HAVE SOME STATEMENT PIECES THAT THEY CHERISH

MY RIDE OR DIE






G
NO
TU





2ND
YEAR
OF
UNIVERSITY
FELT LIKE
THIS:

*Tight
fit*



dropped oroch trousers too big

taffeta pressed into a ball and creates 31 shapes and



volumes and layers

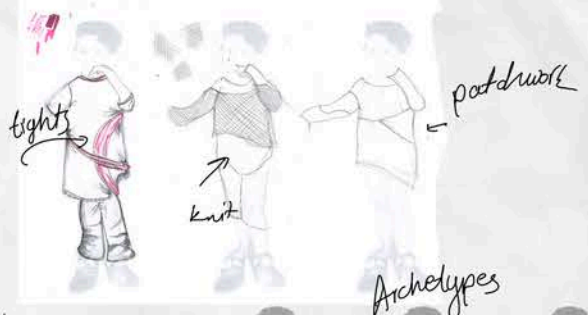


TEXTURE: INSPO FOR PRINTS

INITIAL D R A G



cut outs from pre-collection



INITIAL DESIGNS



DRAPING ON THE BODY

TOILES




FAKE FELT SEAM



FINAL

DEVELOPMENT DUNGAREES



• Trims such as buckles and zips for practicality
• Made out of denim = durability

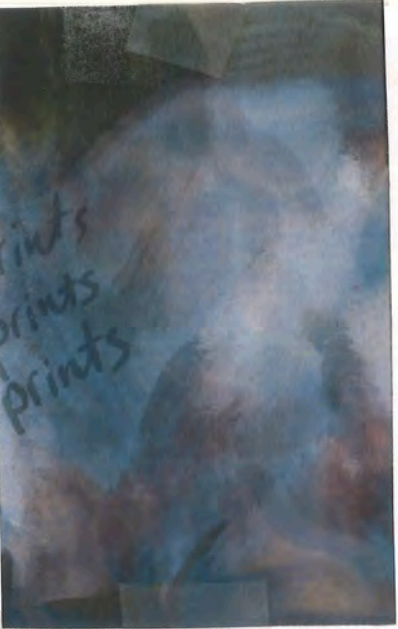


ie skirt

ha. DUNGAREES





CORDUROY



see through

Prints
Prints
Prints



Asymmetrical

MESH TOPS


Inspired by childhood pictures



Tight fit on torso
wide neck line




leopard





INITIAL SKETCH




DRAPE ON THE STAND WITH DUVET



ITS NOT STANDING RIGHT ON THE SHOULDERS AND IS FALLING



DENIM SHORTS


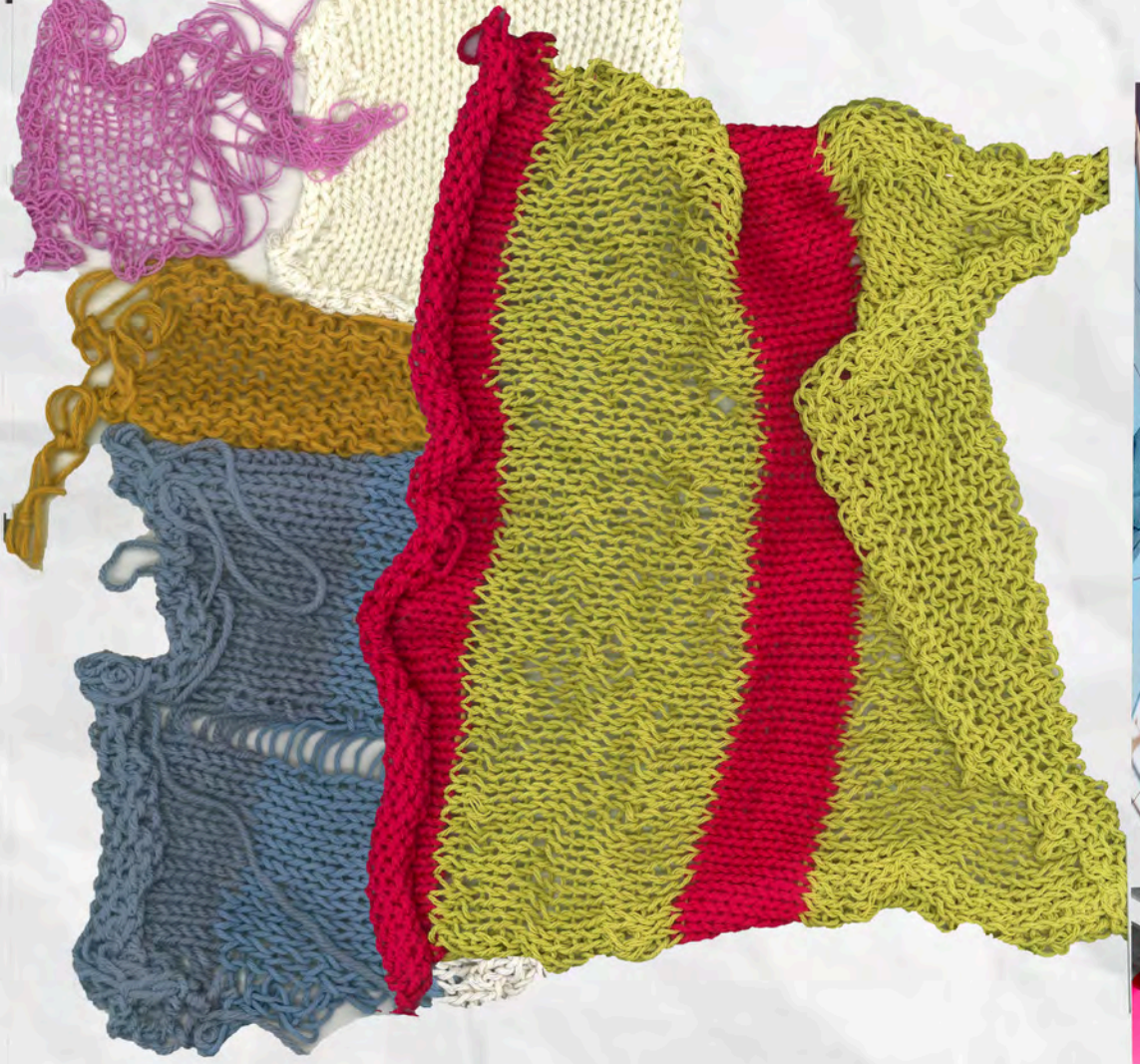


DIFFERENT VERSIONS

Prints made out of tights and threads

Printed Shorts





**COLOUR PALETTE
&
FABRIC SWATCHES
&
PRINT**

